
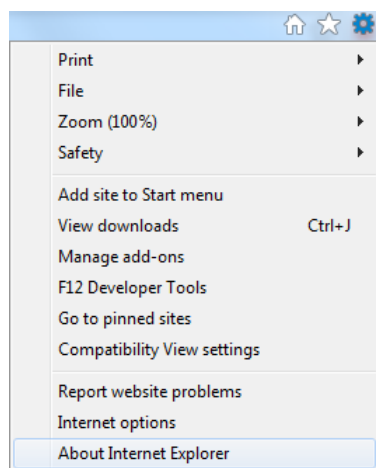


Important Info Regarding Internet Explorer


Due to security issues revolving around processing payments online via credit card, we are passing along some very important information regarding Internet Explorer. If you are using Internet Explorer as your internet browser, please review this document and make any changes necessary in order to successfully process transactions on our registration website.

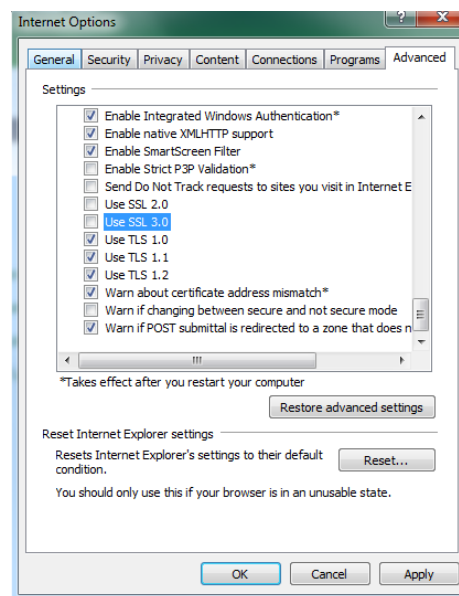
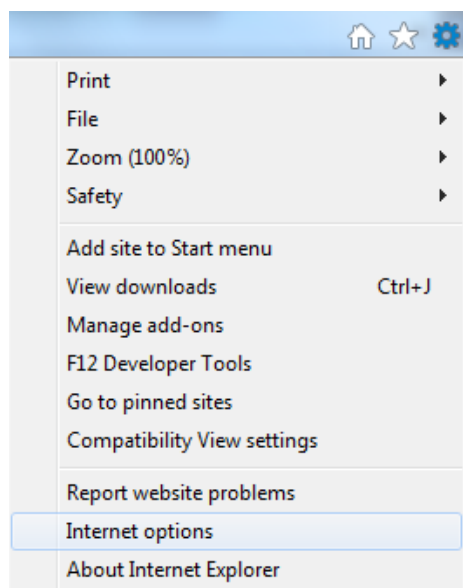
1) What version of Internet Explorer are you using?

- The **Oldest** version of Internet Explorer our Registration Website will support is Version 8. If you are using a version older than 8, you will need to download a more current version.
- If you are unsure of the version you are using, follow these steps to find out.
 - ✓ Open Internet Explorer
 - ✓ Find the “Tools” drop down which should be an image of a gear - 
 - ✓ Under the tools drop down, there should be an option for “About Internet Explorer”. Choose this option and there should be a pop up that will display the version you are using. Here are sample screenshots of what you should see



2) Disabling the SSL 3.0 protocol in Internet Explorer.

- If you are using Internet Explorer you will need to **Disable** the SSL 3.0 protocol and **Enable** the TLS (1.0, 1.1, 1.2) protocols.
 - ✓ Open Internet Explorer
 - ✓ Find the “Tools” drop down which should be an image of a gear - 
 - ✓ Under the tools drop down, there should be an option for “Internet Options”. Choose this option and there should be a pop up where you can select the “Advanced” tab page
 - ✓ Under the “Advanced” tab page, scroll down until you find the checkboxes for Use SSL 3.0; Use TLS 1.0; 1.1; 1.2. You will want to uncheck the box for SSL 3.0 and check the boxes for TLS 1.0, 1.1 & 1.2.
 - ✓ **IMPORTANT:** Make sure all available TLS options are checked. If any are left unchecked, you will experience problems with processing payments
 - ✓ Click “OK”
 - ✓ Exit and restart Internet Explorer



**** After applying these settings, Internet Explorer will fail to connect to Website servers that only support SSL (up to 3.0) and don't support TLS (1.0; 1.1 & 1.2)**